


2013 Reno Air Races

Formula One Racing Reports



2013 Formula One Qualifying

Place	Race #	Pilot	AC Type	AC Name	Speed
1	11	Steve Senegal	Arnold AR-6	Endeavor	254.858
2	50	Vito Wypraechtger	Cassutt III-M	Scarlet Screamer	245.602
3	12	Justin Phillipson	Cassutt III-M	Outrageous	240.647
4	87	Steve Temple	GR-7 Panther	Madness	235.956
5	45	Jay Jones	Cassutt II-M	Quadnickel	234.284
6	31	Lowell Slatter	Gilbert DG2	Fraed Naught	233.512
7	3	Kevin Anderson	Wagner Air Racing	Miss "U"	233.194
8	68	Elliot Seguin	Wasabi Special	Wasabi Siren	229.845
9	69	Philip Goforth	Stratocaster	Knotty Girl	218.442
10	33	Michael Mundell	Cassutt III-M	Second Wind	217.696
11	99	Kent Cassels	Cassutt III-M	Margaret June	215.996
12	36	Guillermo "Bill" Parodi	Cassutt III-M	N-A-Rush	215.789
13	96	Matt Conklin	Cassutt III-M	Miss Demeanor	210.411
14	40	Sam Whatmough	Jensen Slipknot	Miss USA	206.563
15	592	Brian Reberry	Cassutt III-M	Tony the Tiger	155.923

2013 Formula One Heat 1B

Place	Race #	Pilot	AC Type	AC Name	Speed
1	33	Michael Mundell	Cassutt III-M	Second Wind	215.116
2	99	Kent Cassels	Cassutt III-M	Margaret June	214.110
3	36	Guillermo "Bill" Parodi	Cassutt III-M	N-A-Rush	209.401
4	96	Matt Conklin	Cassutt III-M	Miss Demeanor	208.893
5	40	Sam Whatmough	Jensen Slipknot	Miss USA	202.074
6	592	Brian Reberry	Cassutt III-M	Tony the Tiger	137.230
DNS	69	Philip Goforth	Stratocaster	Knotty Girl	

2013 Formula One Heat 1A

Place	Race #	Pilot	AC Type	AC Name	Speed
1	11	Steve Senegal	Arnold AR-6	Endeavor	254.989
2	50	Vito Wypraechtger	Cassutt III-M	Scarlet Screamer	245.035
3	12	Justin Phillipson	Cassutt III-M	Outrageous	234.395
4	45	Jay Jones	Cassutt II-M	Quadnickel	228.799
5	87	Steve Temple	GR-7 Panther	Madness	228.587
6	31	Lowell Slatter	Gilbert DG2	Fraed Naught	227.988
7	3	Kevin Anderson	Wagner Air Racing	Miss "U"	227.381
8	68	Elliot Seguin	Wasabi Special	Wasabi Siren	222.743

2013 Formula One Heat 2B

Place	Race #	Pilot	AC Type	AC Name	Speed
1	36	Guillermo "Bill" Parodi	Cassutt III-M	N-A-Rush	210.408
2	33	Michael Mundell	Cassutt III-M	Second Wind	210.074
3	99	Kent Cassels	Cassutt III-M	Margaret June	209.830
4	96	Matt Conklin	Cassutt III-M	Miss Demeanor	206.357
5	40	Sam Whatmough	Jensen Slipknot	Miss USA	201.382
6	592	Brian Reberry	Cassutt III-M	Tony the Tiger	137.946
DNS	69	Philip Goforth	Stratocaster	Knotty Girl	

2013 Formula One Heat 2A

Place	Race #	Pilot	AC Type	AC Name	Speed
1	11	Steve Senegal	Arnold AR-6	Endeavor	250.535
2	50	Vito Wypraechtger	Cassutt III-M	Scarlet Screamer	237.144
3	12	Justin Phillipson	Cassutt III-M	Outrageous	233.547
4	45	Jay Jones	Cassutt II-M	Quadnickel	225.489
5	31	Lowell Slatter	Gilbert DG2	Fraed Naught	224.983
6	3	Kevin Anderson	Wagner Air Racing	Miss "U"	222.287
7	87	Steve Temple	GR-7 Panther	Madness	219.604
8	68	Elliot Seguin	Wasabi Special	Wasabi Siren	209.048

2013 Formula One Heat 3B

Place	Race #	Pilot	AC Type	AC Name	Speed
1	68	Elliot Seguin	Wasabi Special	Wasabi Siren	217.010
2	96	Matt Conklin	Cassutt III-M	Miss Demeanor	215.613
3	33	Michael Mundell	Cassutt III-M	Second Wind	215.555
4	69	Philip Goforth	Stratocaster	Knotty Girl	209.113
5	99	Kent Cassels	Cassutt III-M	Margaret June	207.377
6	40	Sam Whatmough	Jensen Slipknot	Miss USA	203.819
DQ	592	Brian Reberry	Cassutt III-M	Tony the Tiger	

2013 Formula One Heat 3A

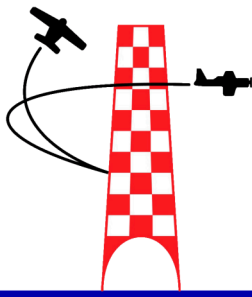
Place	Race #	Pilot	AC Type	AC Name	Speed
1	11	Steve Senegal	Arnold AR-6	Endeavor	248.337
2	50	Vito Wypraechtger	Cassutt III-M	Scarlet Screamer	239.122
3	12	Justin Phillipson	Cassutt III-M	Outrageous	229.727
4	31	Lowell Slatter	Gilbert DG2	Fraed Naught	226.727
5	45	Jay Jones	Cassutt II-M	Quadnickel	226.062
6	3	Kevin Anderson	Wagner Air Racing	Miss "U"	225.971
7	87	Steve Temple	GR-7 Panther	Madness	224.678
8	36	Guillermo "Bill" Parodi	Cassutt III-M	N-A-Rush	207.067

2013 Formula One Silver

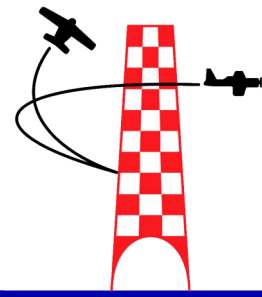
Place	Race #	Pilot	AC Type	AC Name	Speed
1	96	Matt Conklin	Cassutt III-M	Miss Demeanor	221.989
2	36	Guillermo "Bill" Parodi	Cassutt III-M	N-A-Rush	215.140
3	33	Michael Mundell	Cassutt III-M	Second Wind	214.232
4	69	Philip Goforth	Stratocaster	Knotty Girl	210.857
5	99	Kent Cassels	Cassutt III-M	Margaret June	210.843
DNS	40	Sam Whatmough	Jensen Slipknot	Miss USA	
DNS	592	Brian Reberry	Cassutt III-M	Tony the Tiger	

2013 Formula One Gold

Place	Race #	Pilot	AC Type	AC Name	Speed
1	50	Vito Wypraechtger	Cassutt III-M	Scarlet Screamer	240.256
2	11	Steve Senegal	Arnold AR-6	Endeavor	239.986
3	12	Justin Phillipson	Cassutt III-M	Outrageous	232.188
4	31	Lowell Slatter	Gilbert DG2	Fraed Naught	227.225
5	3	Kevin Anderson	Wagner Air Racing	Miss "U"	224.116
6	87	Steve Temple	GR-7 Panther	Madness	223.080
7	45	Jay Jones	Cassutt II-M	Quadnickel	222.786
8	68	Elliot Seguin	Wasabi Special	Wasabi Siren	217.383



2013 Reno Air Races Biplane Racing Reports



2013 Biplane Qualifying

Place	Race #	Pilot	AC Type	AC Name	Speed
1	62	Tom Aberle	Modified Mong Sport	Phantom	259.444
2	10	Jake Stewart	Pitts S-1S	Bad MoJo	217.173
3	25	Karl Grove	Pitts S-1C	Drag Racer	212.421
4	7X	Kirk Murphy	Pitts S-1S	Lady Luck	200.455
5	17	Eric Zine	Pitts S-1S	Sunny Side Up	195.546
6	3	Michael Stewart	Pitts S-LHN	Devil Dancer	192.699
7	11X	Dave Roelofs	Pitts S-1S	Purse Snatcher	192.083
8	31	Tony Higa	Pitts S-1S	Tango-Tango	187.399
9	86	Mark Barber	Pitts S-1C	Shortcut	185.991
10	711	Birch Entriken	Pitts S-1S	Joey	185.933
11	8	Casey Erickson	Pitts S-1S	Bat Outta Hell	184.992
12	6	Jeffrey Lo	Pitts S-1S	Miss Diane	182.511
13	15	Chris Schaich	Pitts S-1C	Herrin	181.974
14	11	W. Byron Roberts	Pitts S-1S	Bottom Gun	169.691
15	55	Aaron Burhoe	Pitts S-1	Juicy Lips	163.174
16	18	John D'Alessandris	Lynch Skybolt	Skybolt	163.079
17	32	Brett Schuck	Pitts S-1	Warriors Creed	162.405
18	23	Jeff Rose	Pitts S-1C	The Red Squirrel	155.910
19	7	Matt Burrows	MB-360	It's About Time	153.301

2013 Biplane Heat 1C

Place	Race #	Pilot	AC Type	AC Name	Speed
1	32	Brett Schuck	Pitts S-1	Warriors Creed	156.018
2	23	Jeff Rose	Pitts S-1C	The Red Squirrel	154.483
3	7	Matt Burrows	MB-360	It's About Time	153.785
4	8	Casey Erickson	Pitts S-1S	Bat Outta Hell	153.653
5	6	Jeffrey Lo	Pitts S-1S	Miss Diane	153.608
6	55	Aaron Burhoe	Pitts S-1	Juicy Lips	152.342
7	18	John D'Alessandris	Lynch Skybolt	Skybolt	151.231

2013 Biplane Heat 1B

Place	Race #	Pilot	AC Type	AC Name	Speed
1	86	Mark Barber	Pitts S-1C	Shortcut	184.648
2	8	Casey Erickson	Pitts S-1S	Bat Outta Hell	182.757
3	711	Birch Entriken	Pitts S-1S	Joey	180.815
4	15	Chris Schaich	Pitts S-1C	Herrin	180.034
5	6	Jeffrey Lo	Pitts S-1S	Miss Diane	171.711
6	55	Aaron Burhoe	Pitts S-1	Juicy Lips	160.354
7	11	W. Byron Roberts	Pitts S-1S	Bottom Gun	160.070
8	18	John D'Alessandris	Lynch Skybolt	Skybolt	156.303

2013 Biplane Heat 1A

Place	Race #	Pilot	AC Type	AC Name	Speed
1	62	Tom Aberle	Modified Mong Sport	Phantom	254.243
2	25	Karl Grove	Pitts S-1C	Drag Racer	203.042
3	10	Jake Stewart	Pitts S-1S	Bad MoJo	202.640
4	17	Eric Zine	Pitts S-1S	Sunny Side Up	183.959
5	3	Michael Stewart	Pitts S-LHN	Devil Dancer	177.509
6	11X	Dave Roelofs	Pitts S-1S	Purse Snatcher	174.904
7	31	Tony Higa	Pitts S-1S	Tango-Tango	166.185
DNS	7X	Kirk Murphy	Pitts S-1S	Lady Luck	

2013 Biplane Heat 2C

Place	Race #	Pilot	AC Type	AC Name	Speed
1	32	Brett Schuck	Pitts S-1	Warriors Creed	163.431
2	23	Jeff Rose	Pitts S-1C	The Red Squirrel	152.606
3	7	Matt Burrows	MB-360	It's About Time	150.912
4	6	Jeffrey Lo	Pitts S-1S	Miss Diane	150.404
5	8	Casey Erickson	Pitts S-1S	Bat Outta Hell	150.377
6	55	Aaron Burhoe	Pitts S-1	Juicy Lips	150.119
7	11	W. Byron Roberts	Pitts S-1S	Bottom Gun	149.844
8	18	John D'Alessandris	Lynch Skybolt	Skybolt	148.429

2013 Biplane Heat 2B

Place	Race #	Pilot	AC Type	AC Name	Speed
1	711	Birch Entriken	Pitts S-1S	Joey	186.314
2	15	Chris Schaich	Pitts S-1C	Herrin	182.885
3	86	Mark Barber	Pitts S-1C	Shortcut	182.878
4	6	Jeffrey Lo	Pitts S-1S	Miss Diane	182.631
5	8	Casey Erickson	Pitts S-1S	Bat Outta Hell	182.106
6	55	Aaron Burhoe	Pitts S-1	Juicy Lips	164.257
7	11	W. Byron Roberts	Pitts S-1S	Bottom Gun	164.137
8	18	John D'Alessandris	Lynch Skybolt	Skybolt	155.997

2013 Biplane Heat 2A

Place	Race #	Pilot	AC Type	AC Name	Speed
1	62	Tom Aberle	Modified Mong Sport	Phantom	250.202
2	25	Karl Grove	Pitts S-1C	Drag Racer	204.360
3	17	Eric Zine	Pitts S-1S	Sunny Side Up	188.373
4	7X	Kirk Murphy	Pitts S-1S	Lady Luck	185.125
5	3	Michael Stewart	Pitts S-LHN	Devil Dancer	182.863
6	11X	Dave Roelofs	Pitts S-1S	Purse Snatcher	180.799
7	31	Tony Higa	Pitts S-1S	Tango-Tango	176.887
DQ	10	Jake Stewart	Pitts S-1S	Bad MoJo	

2013 Biplane Bronze

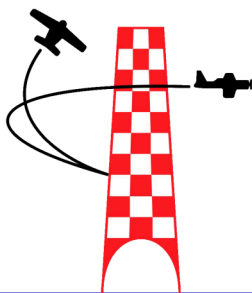
Place	Race #	Pilot	AC Type	AC Name	Speed
1	32	Brett Schuck	Pitts S-1	Warriors Creed	162.101
2	23	Jeff Rose	Pitts S-1C	The Red Squirrel	156.888
3	7	Matt Burrows	MB-360	It's About Time	153.782
4	8	Casey Erickson	Pitts S-1S	Bat Outta Hell	153.606
5	6	Jeffrey Lo	Pitts S-1S	Miss Diane	153.522
6	55	Aaron Burhoe	Pitts S-1	Juicy Lips	153.211
DNS	11	W. Byron Roberts	Pitts S-1S	Bottom Gun	

2013 Biplane Silver

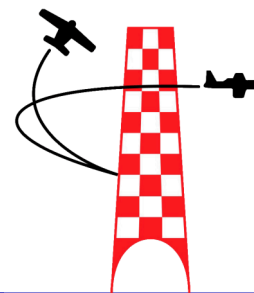
Place	Race #	Pilot	AC Type	AC Name	Speed
1	711	Birch Entriken	Pitts S-1S	Joey	186.846
2	6	Jeffrey Lo	Pitts S-1S	Miss Diane	183.477
3	86	Mark Barber	Pitts S-1C	Shortcut	179.255
4	15	Chris Schaich	Pitts S-1C	Herrin	178.651
5	55	Aaron Burhoe	Pitts S-1	Juicy Lips	163.410
6	11	W. Byron Roberts	Pitts S-1S	Bottom Gun	162.962
7	18	John D'Alessandris	Lynch Skybolt	Skybolt	154.560
DQ	8	Casey Erickson	Pitts S-1S	Bat Outta Hell	

2013 Biplane Gold

Place	Race #	Pilot	AC Type	AC Name	Speed
1	62	Tom Aberle	Modified Mong Sport	Phantom	254.242
2	25	Karl Grove	Pitts S-1C	Drag Racer	203.881
3	10	Jake Stewart	Pitts S-1S	Bad MoJo	199.498
4	7X	Kirk Murphy	Pitts S-1S	Lady Luck	192.280
5	17	Eric Zine	Pitts S-1S	Sunny Side Up	189.886
6	3	Michael Stewart	Pitts S-LHN	Devil Dancer	183.931
7	11X	Dave Roelofs	Pitts S-1S	Purse Snatcher	182.771
8	31	Tony Higa	Pitts S-1S	Tango-Tango	179.164



2013 Reno Air Races Sport Racing Reports



2013 Sport Qualifying

Place	Race #	Pilot	AC Type	AC Name	Speed
1	39	Jeff LaVelle	Super Glasair III		403.059
2	352	John Parker	Thunder Mustang	Blue Thunder II	391.007
3	8	Dave Sterling	Lancair Legacy		361.949
4	44	Lynn Farnsworth	Lancair Super Legacy	Miss Karen II	348.303
5	30	Andrew Findlay	Lancair Super Legacy	One Moment	347.122
6	47	Gary Mead	Glasair III	Lucky Mojo 47	337.984
7	5	Lee Behel	Lancair Legacy	Breathless	330.562
8	51	Brant Seghetti	Thunder Mustang	Miss Picabo	326.106
9	88	Bob Wolstenholme	Lancair Legacy		317.335
10	2	Vince Walker	Lancair Legacy	Modo Mio	314.970
11	69	Tom McReynolds	Lancair Legacy	Poky	312.281
12	66	Ernie Sutter	Lancair Legacy	Jus Pass'n Thru	297.421
13	92	David Robinson	Lancair Legacy	Desert Lightning	292.503
14	52	Colleen Keller	Lancair Legacy	Poncho	291.608
15	21	Alan Crawford	Lancair Legacy	Spirit of America	291.594
16	13	Vicky Benzing	Glasair SH-3R	Cruse Missile	289.161
17	18	Tim Cone	Lancair Legacy		279.171
18	99	Dave Morss	Morss 320	Martin's Legacy	271.260
19	40	Earl Hibler	Glasair II STD	Babydoll	270.894
20	28	Pete Zaccagnino	Lancair IV		268.962
21	55	Tom McNerney	Lancair 360	Unleashed	268.272
22	22	Rick Vandam	Glasair II-S	Greenstreak	257.824
23	142	Bob Jeffrey	Lancair Legacy	Freedom 142	256.126
24	49	Bob Mills	RV-6	Rocket Six	254.679
25	7	Richard Ogg	Glasair I	Plastic Piglet	237.317
26	391	Jason Rovey	RV-8		225.793
27	84	Stan Sutterfield	RV-8	Eight for Papa	212.224
28	50	Shane Margraves	Zlin Z50	Czechster	205.071

2013 Sport Heat 1D

Place	Race #	Pilot	AC Type	AC Name	Speed
1	55	Tom McNerney	Lancair 360	Unleashed	264.957
2	142	Bob Jeffrey	Lancair Legacy	Freedom 142	256.537
3	22	Rick Vandam	Glasair II-S	Greenstreak	255.328
4	49	Bob Mills	RV-6	Rocket Six	253.060
5	391	Jason Rovey	RV-8		230.002
6	7	Richard Ogg	Glasair I	Plastic Piglet	228.845
7	84	Kevin Sutterfield	RV-8	Eight for Papa	215.685
8	50	Shane Margraves	Zlin Z50	Czechster	203.708

2013 Sport Heat 1C

Place	Race #	Pilot	AC Type	AC Name	Speed
1	40	Earl Hibler	Glasair II STD	Babydoll	279.498
2	28	Pete Zaccagnino	Lancair IV		276.114
3	55	Tom McNerney	Lancair 360	Unleashed	271.425
4	22	Rick Vandam	Glasair II-S	Greenstreak	259.848
5	142	Bob Jeffrey	Lancair Legacy	Freedom 142	259.803
6	49	Bob Mills	RV-6	Rocket Six	255.023
7	391	Jason Rovey	RV-8		229.258
8	84	Stan Sutterfield	RV-8	Eight for Papa	217.477
9	50	Shane Margraves	Zlin Z50	Czechster	205.848

2013 Sport Heat 1B

Place	Race #	Pilot	AC Type	AC Name	Speed
1	69	Tom McReynolds	Lancair Legacy	Poky	313.876
2	2	Vince Walker	Lancair Legacy	Modo Mio	304.805
3	66	Ernie Sutter	Lancair Legacy	Jus Pass'n Thru	299.043
4	92	David Robinson	Lancair Legacy	Desert Lightning	291.520
5	52	Colleen Keller	Lancair Legacy	Poncho	291.405
6	21	Alan Crawford	Lancair Legacy	Spirit of America	291.068
7	18	Tim Cone	Lancair Legacy		282.856
8	13	Vicky Benzing	Glasair SH-3R	Cruse Missile	270.333
9	99	Dave Morss	Morss 320	Martin's Legacy	270.311

2013 Sport Heat 1A

Place	Race #	Pilot	AC Type	AC Name	Speed
1	39	Jeff LaVelle	Super Glasair III		390.485
2	352	John Parker	Thunder Mustang	Blue Thunder II	383.460
3	8	Dave Sterling	Lancair Legacy		348.875
4	30	Andrew Findlay	Lancair Super Legacy	One Moment	335.961
5	88	Bob Wolstenholme	Lancair Legacy		328.489
6	5	Lee Behel	Lancair Legacy	Breathless	323.549
7	47	Gary Mead	Glasair III	Lucky Mojo 47	320.282
8	51	Brant Seghetti	Thunder Mustang	Miss Picabo	312.940
DNS	44	Lynn Farnsworth	Lancair Super Legacy	Miss Karen II	

2013 Sport Heat 2C

Place	Race #	Pilot	AC Type	AC Name	Speed
1	13	Vicky Benzing	Glasair SH-3R	Cruse Missile	284.099
2	55	Tom McNerney	Lancair 360	Unleashed	268.118
3	99	Dave Morss	Morss 320	Martin's Legacy	268.076
4	142	Bob Jeffrey	Lancair Legacy	Freedom 142	259.877
5	22	Rick Vandam	Glasair II-S	Greenstreak	251.424
6	49	Bob Mills	RV-6	Rocket Six	251.335
7	7	Richard Ogg	Glasair I	Plastic Piglet	225.675
8	84	Stan Sutterfield	RV-8	Eight for Papa	211.484
DQ	50	Shane Margraves	Zlin Z50	Czechster	

2013 Sport Heat 2B

Place	Race #	Pilot	AC Type	AC Name	Speed
1	69	Tom McReynolds	Lancair Legacy	Poky	317.353
2	2	Vince Walker	Lancair Legacy	Modo Mio	305.514
3	66	Ernie Sutter	Lancair Legacy	Jus Pass'n Thru	298.976
4	92	David Robinson	Lancair Legacy	Desert Lightning	290.522
5	52	Colleen Keller	Lancair Legacy	Poncho	290.454
6	21	Alan Crawford	Lancair Legacy	Spirit of America	289.764
7	28	Pete Zaccagnino	Lancair IV		274.130
8	40	Earl Hibler	Glasair II STD	Babydoll	271.050
9	18	Tim Cone	Lancair Legacy		261.828

2013 Sport Heat 2A

Place	Race #	Pilot	AC Type	AC Name	Speed
1	39	Jeff LaVelle	Super Glasair III		398.189
2	352	John Parker	Thunder Mustang	Blue Thunder II	392.512
3	8	Dave Sterling	Lancair Legacy		357.464
4	44	Lynn Farnsworth	Lancair Super Legacy	Miss Karen II	353.634
5	5	Lee Behel	Lancair Legacy	Breathless	329.930
6	47	Gary Mead	Glasair III	Lucky Mojo 47	321.710
7	51	Brant Seghetti	Thunder Mustang	Miss Picabo	321.477
DNF	88	Bob Wolstenholme	Lancair Legacy		
DNF	30	Andrew Findlay	Lancair Super Legacy	One Moment	

2013 Sport Heat 3C

Place	Race #	Pilot	AC Type	AC Name	Speed
1	18	Tim Cone	Lancair Legacy		274.138
2	55	Tom McNerney	Lancair 360	Unleashed	269.824
3	99	Dave Morss	Morss 320	Martin's Legacy	269.651
4	142	Bob Jeffrey	Lancair Legacy	Freedom 142	263.324
5	49	Bob Mills	RV-6	Rocket Six	252.700
6	22	Rick Vandam	Glasair II-S	Greenstreak	249.149
7	7	Richard Ogg	Glasair I	Plastic Piglet	228.736
8	391	Jason Rovey	RV-8		228.643
9	50	Shane Margraves	Zlin Z50	Czechster	204.923

2013 Sport Heat 3B

Place	Race #	Pilot	AC Type	AC Name	Speed
1	69	Tom McReynolds	Lancair Legacy	Poky	318.505
2	2	Vince Walker	Lancair Legacy	Modo Mio	305.164
3	66	Ernie Sutter	Lancair Legacy	Jus Pass'n Thru	296.582
4	52	Colleen Keller	Lancair Legacy	Poncho	293.098
5	21	Alan Crawford	Lancair Legacy	Spirit of America	291.027
6	13	Vicky Benzing	Glasair SH-3R	Cruse Missile	284.363
7	28	Pete Zaccagnino	Lancair IV		282.033
8	18	Tim Cone	Lancair Legacy		279.143
9	40	Earl Hibler	Glasair II STD	Babydoll	273.219
DNS	92	David Robinson	Lancair Legacy	Desert Lightning	

2013 Sport Heat 3A

Place	Race #	Pilot	AC Type	AC Name	Speed
1	39	Jeff LaVelle	Super Glasair III		399.420
2	352	John Parker	Thunder Mustang	Blue Thunder II	390.164
3	8	Dave Sterling	Lancair Legacy		358.851
4	30	Andrew Findlay	Lancair Super Legacy	One Moment	351.926
5	5	Lee Behel	Lancair Legacy	Breathless	332.233
6	47	Gary Mead	Glasair III	Lucky Mojo 47	331.908
7	51	Brant Seghetti	Thunder Mustang	Miss Picabo	326.815
8	69	Tom McReynolds	Lancair Legacy	Poky	314.243
DNF	88	Bob Wolstenholme	Lancair Legacy		
DNS	44	Lynn Farnsworth	Lancair Super Legacy	Miss Karen II	

2013 Sport Bronze

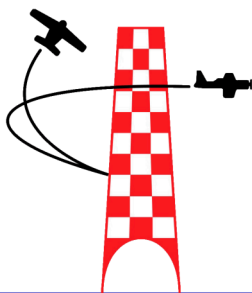
Place	Race #	Pilot	AC Type	AC Name	Speed
1	99	Dave Morss	Morss 320	Martin's Legacy	274.864
2	55	Tom McNerney	Lancair 360	Unleashed	270.054
3	142	Bob Jeffrey	Lancair Legacy	Freedom 142	261.761
4	49	Bob Mills	RV-6	Rocket Six	253.923
5	22	Rick Vandam	Glasair II-S	Greenstreak	253.654
6	7	Richard Ogg	Glasair I	Plastic Piglet	234.333
7	391	Jason Rovey	RV-8		225.067
8	84	Stan Sutterfield	RV-8	Eight for Papa	214.697
9	50	Shane Margraves	Zlin Z50	Czechster	191.272

2013 Sport Silver

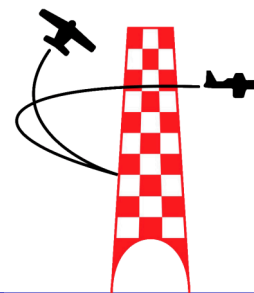
Place	Race #	Pilot	AC Type	AC Name	Speed
1	69	Tom McReynolds	Lancair Legacy	Poky	312.357
2	2	Vince Walker	Lancair Legacy	Modo Mio	301.968
3	66	Ernie Sutter	Lancair Legacy	Jus Pass'n Thru	293.582
4	52	Colleen Keller	Lancair Legacy	Poncho	290.155
5	21	Alan Crawford	Lancair Legacy	Spirit of America	290.058
6	28	Pete Zaccagnino	Lancair IV		284.974
7	13	Vicky Benzing	Glasair SH-3R	Cruse Missile	279.595
8	40	Earl Hibler	Glasair II STD	Babydoll	272.882
DQ	18	Tim Cone	Lancair Legacy		

2013 Sport Gold

Place	Race #	Pilot	AC Type	AC Name	Speed
1	39	Jeff LaVelle	Super Glasair III		394.334
2	352	John Parker	Thunder Mustang	Blue Thunder II	373.179
3	8	Dave Sterling	Lancair Legacy		351.916
4	44	Lynn Farnsworth	Lancair Super Legacy	Miss Karen II	351.618
5	30	Andrew Findlay	Lancair Super Legacy	One Moment	351.084
6	47	Gary Mead	Glasair III	Lucky Mojo 47	329.740
7	88	Bob Wolstenholme	Lancair Legacy		324.417
8	5	Lee Behel	Lancair Legacy	Breathless	324.185
9	51	Brant Seghetti	Thunder Mustang	Miss Picabo	317.922



2013 Reno Air Races T-6 Racing Reports



2013 T-6 Qualifying

Place	Race #	Pilot	AC Type	AC Name	Speed
1	6	Nick Macy	T-6G	Six-Cat	243.722
2	43	Dennis Buehn	AT-6D	Midnight Miss III	242.756
3	88	John Lohmar	SNJ-5	Radial Velocity	234.896
4	14	Chris Rushing	AT-6B	Baron's Revenge	232.634
5	37	John Zayac	SNJ-5	McDonald Racer	230.237
6	89	Gene McNeely	AT-6	Baby Boomer	230.193
7	5	Joey "Gordo" Sanders	SNJ-4	Big Red	229.007
8	90	Gene McNeely	T-6G	Undecided	228.492
9	50	John Krawczyk	AT-6C	Abracadabra	224.726
10	66	Vic McMann	AT-6A	Gunslinger	219.416
11	42	Rob Sandberg	SNJ-4	Honest Entry	215.963
12	54	Michael Pfleger	T-6G	Midlife Madness	210.171
13	12	Terry Adams	Harvard Mk. IV	Bare Essentials	209.858
14	69	Lee Oman	AT-6D	Eros	203.967
15	78	Thomas Baber	SNJ-5	Patches	202.063
16	49	John Johnson	T-6G	Playtime	199.575
17	22	Duane "Chip" Woods	SNJ-6	Ol Blue	197.782
DNQ	64	Keith McMann	Harvard Mk. IV	Red Knight	

2013 T-6 Heat 1C

Place	Race #	Pilot	AC Type	AC Name	Speed
1	54	Michael Pflieger	T-6G	Midlife Madness	216.462
2	12	Terry Adams	Harvard Mk. IV	Bare Essentials	213.549
3	69	Lee Oman	AT-6D	Eros	206.463
4	22	Duane "Chip" Woods	SNJ-6	Ol Blue	206.224
5	78	Thomas Baber	SNJ-5	Patches	206.203
6	49	John Johnson	T-6G	Playtime	202.993

2013 T-6 Heat 1B

Place	Race #	Pilot	AC Type	AC Name	Speed
1	5	Joey "Gordo" Sanders	SNJ-4	Big Red	227.999
2	90	Greg McNeely	T-6G	Undecided	226.827
3	50	John Krawczyk	AT-6C	Abracadabra	223.111
4	66	Vic McMann	AT-6A	Gunslinger	215.565
5	42	Rob Sandberg	SNJ-4	Honest Entry	213.223

2013 T-6 Heat 1A

Place	Race #	Pilot	AC Type	AC Name	Speed
1	43	Dennis Buehn	AT-6D	Midnight Miss III	237.813
2	88	John Lohmar	SNJ-5	Radial Velocity	234.043
3	14	Chris Rushing	AT-6B	Baron's Revenge	228.328
4	37	John Zayac	SNJ-5	McDonald Racer	227.674
5	89	Gene McNeely	AT-6	Baby Boomer	221.540
DNF	6	Nick Macy	T-6G	Six-Cat	

2013 T-6 Heat 2C

Place	Race #	Pilot	AC Type	AC Name	Speed
1	54	Michael Pflieger	T-6G	Midlife Madness	209.629
2	12	Terry Adams	Harvard Mk. IV	Bare Essentials	209.236
3	22	Duane "Chip" Woods	SNJ-6	Ol Blue	204.553
4	69	Lee Oman	AT-6D	Eros	203.026
5	78	Thomas Baber	SNJ-5	Patches	201.944
6	49	John Johnson	T-6G	Playtime	198.456

2013 T-6 Heat 2B

Place	Race #	Pilot	AC Type	AC Name	Speed
1	5	Joey "Gordo" Sanders	SNJ-4	Big Red	240.323
2	90	Greg McNeely	T-6G	Undecided	237.502
3	50	John Krawczyk	AT-6C	Abracadabra	234.081
4	66	Vic McMann	AT-6A	Gunslinger	228.214
5	42	Rob Sandberg	SNJ-4	Honest Entry	222.109

2013 T-6 Heat 2A

Place	Race #	Pilot	AC Type	AC Name	Speed
1	43	Dennis Buehn	AT-6D	Midnight Miss III	242.334
2	88	John Lohmar	SNJ-5	Radial Velocity	235.440
3	14	Chris Rushing	AT-6B	Baron's Revenge	233.049
4	37	John Zayac	SNJ-5	McDonald Racer	230.040
5	89	Gene McNeely	AT-6	Baby Boomer	228.243
DNS	6	Nick Macy	T-6G	Six-Cat	

2013 T-6 Bronze


Place	Race #	Pilot	AC Type	AC Name	Speed
1	54	Michael Pflieger	T-6G	Midlife Madness	213.617
2	12	Terry Adams	Harvard Mk. IV	Bare Essentials	212.223
3	22	Duane "Chip" Woods	SNJ-6	Ol Blue	212.112
4	69	Lee Oman	AT-6D	Eros	205.671
5	49	John Johnson	T-6G	Playtime	205.634
6	78	Thomas Baber	SNJ-5	Patches	203.908

2013 T-6 Silver

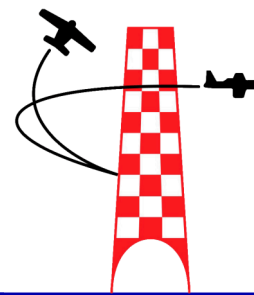
Place	Race #	Pilot	AC Type	AC Name	Speed
1	5	Joey "Gordo" Sanders	SNJ-4	Big Red	229.134
2	90	Greg McNeely	T-6G	Undecided	226.883
3	50	John Krawczyk	AT-6C	Abracadabra	222.036
4	66	Vic McMann	AT-6A	Gunslinger	215.304
5	42	Rob Sandberg	SNJ-4	Honest Entry	214.225

2013 T-6 Gold

Place	Race #	Pilot	AC Type	AC Name	Speed
1	43	Dennis Buehn	AT-6D	Midnight Miss III	245.559
2	88	John Lohmar	SNJ-5	Radial Velocity	244.638
3	14	Chris Rushing	AT-6B	Baron's Revenge	239.082
4	37	John Zayac	SNJ-5	McDonald Racer	237.293
5	89	Gene McNeely	AT-6	Baby Boomer	235.186



2013 Reno Air Races Jet Racing Reports



2013 Jet Qualifying

Place	Race #	Pilot	AC Type	AC Name	Speed
1	24	Pete Zaccagnino	L-29 Delfin	Just Lucky	512.690
2	5	Lee Behel	L-39 Albatros	American Spirit	510.778
3	8	Phil Fogg	L-39	Fast Company	492.894
4	25	Cliff Magee	L-39	Violated	442.484
5	3	Scott Krause	TS-11 Iskra	Pole Dancer	431.858
6	54	Curt Brown	L-39C	Robin 1	418.325
7	15	Vicky Benzing	L-39C	Reality Czech	415.856
8	66	Mark Pracy	L-39	Blank Czech	414.821
9	7	Larry Labriola	L-39C	Sarance	410.403
10	1	Lachie Onslow	TS-11 Iskra	Hot Section	409.476
11	6	Joe Gano	L-29 Delfin	Sluggo	387.953
12	17	Scott Krause	TS-11 Iskra	Predator	386.729
13	55	Mike Steiger	L-29 Delfin	Spirit of Freedom	376.263
14	61	Lee Behel	L-29 Delfin	Miss Independance	361.208

2013 Jet Heat 1B

Place	Race #	Pilot	AC Type	AC Name	Speed
1	66	Mark Pracy	L-39	Blank Czech	418.433
2	1	Lachie Onslow	TS-11 Iskra	Hot Section	413.388
3	7	Larry Labriola	L-39C	Sarance	413.118
4	6	Joe Gano	L-29 Delfin	Sluggo	391.317
5	55	Mike Steiger	L-29 Delfin	Spirit of Freedom	374.559
6	61	Lee Behel	L-29 Delfin	Miss Independance	367.860
DQ	17	Scott Krause	TS-11 Iskra	Predator	

2013 Jet Heat 1A

Place	Race #	Pilot	AC Type	AC Name	Speed
1	24	Pete Zaccagnino	L-29 Delfin	Just Lucky	500.985
2	5	Lee Behel	L-39 Albatros	American Spirit	483.351
3	8	Phil Fogg	L-39	Fast Company	459.057
4	3	Scott Krause	TS-11 Iskra	Pole Dancer	427.850
5	25	Cliff Magee	L-39	Violated	424.358
6	15	Vicky Benzing	L-39C	Reality Czech	414.294
DNS	54	Curt Brown	L-39C	Robin 1	

2013 Jet Heat 2B

Place	Race #	Pilot	AC Type	AC Name	Speed
1	15	Vicky Benzing	L-39C	Reality Czech	422.153
2	1	Lachie Onslow	TS-11 Iskra	Hot Section	408.256
3	7	Larry Labriola	L-39C	Sarance	407.224
4	6	Joe Gano	L-29 Delfin	Sluggo	383.861
5	61	Lee Behel	L-29 Delfin	Miss Independance	378.860
6	55	Mike Steiger	L-29 Delfin	Spirit of Freedom	373.527
DQ	17	Scott Krause	TS-11 Iskra	Predator	

2013 Jet Heat 2A

Place	Race #	Pilot	AC Type	AC Name	Speed
1	24	Pete Zaccagnino	L-29 Delfin	Just Lucky	507.073
2	5	Rick Vandam	L-39 Albatros	American Spirit	496.561
3	8	Phil Fogg	L-39	Fast Company	477.359
4	3	Scott Krause	TS-11 Iskra	Pole Dancer	430.657
5	66	Mark Pracy	L-39	Blank Czech	418.452
6	54	Curt Brown	L-39C	Robin 1	413.073
DNF	25	Cliff Magee	L-39	Violated	

2013 Jet Heat 3B

Place	Race #	Pilot	AC Type	AC Name	Speed
1	17	Scott Krause	TS-11 Iskra	Predator	418.726
2	1	Lachie Onslow	TS-11 Iskra	Hot Section	408.202
3	7	Larry Labriola	L-39C	Sarance	394.176
4	6	Joe Gano	L-29 Delfin	Sluggo	374.500
5	55	Mike Steiger	L-29 Delfin	Spirit of Freedom	365.362
6	61	Lee Behel	L-29 Delfin	Miss Independance	364.967
DNS	54	Jeff Turney	L-39C	Robin 1	

2013 Jet Heat 3A

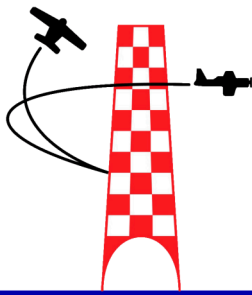
Place	Race #	Pilot	AC Type	AC Name	Speed
1	24	Pete Zaccagnino	L-29 Delfin	Just Lucky	505.641
2	5	Rick Vandam	L-39 Albatros	American Spirit	502.565
3	8	Phil Fogg	L-39	Fast Company	470.599
4	3	Scott Krause	TS-11 Iskra	Pole Dancer	438.512
5	25	Cliff Magee	L-39	Violated	438.376
6	15	Vicky Benzing	L-39C	Reality Czech	424.267
7	66	Mark Pracy	L-39	Blank Czech	416.390

2013 Jet Silver


Place	Race #	Pilot	AC Type	AC Name	Speed
1	54	Curt Brown	L-39C	Robin 1	412.689
2	17	Scott Krause	TS-11 Iskra	Predator	412.231
3	1	Lachie Onslow	TS-11 Iskra	Hot Section	401.034
4	6	Joe Gano	L-29 Delfin	Sluggo	380.162
5	61	Lee Behel	L-29 Delfin	Miss Independance	377.168
6	55	Mike Steiger	L-29 Delfin	Spirit of Freedom	361.709
DNS	7	Larry Labriola	L-39C	Sarance	

2013 Jet Gold

Place	Race #	Pilot	AC Type	AC Name	Speed
1	24	Pete Zaccagnino	L-29 Delfin	Just Lucky	509.896
2	5	Rick Vandam	L-39 Albatros	American Spirit	504.115
3	8	Phil Fogg	L-39	Fast Company	485.479
4	3	Scott Krause	TS-11 Iskra	Pole Dancer	433.218
5	25	Cliff Magee	L-39	Violated	432.807
6	15	Vicky Benzing	L-39C	Reality Czech	425.547
7	66	Mark Pracy	L-39	Blank Czech	423.769



2013 Reno Air Races Unlimited Racing Reports



2013 Unlimited Qualifying

Place	Race #	Pilot	AC Type	AC Name	Speed
1	5	Steven Hinton	F-51D Mustang	Voodoo	491.587
2	232	Robert "Hoot" Gibson	FB 11 Sea Fury	232	479.164
3	77	Stewart Dawson	F8F-2 Bearcat	Rare Bear	473.105
4	86	Sherman Smoot	Yak 11/R-2800	Czech Mate	464.876
5	8	Brian Sanders	TMK 20 Sea Fury	Dreadnought	447.838
6	38	Thom Richard	P-51XR Mustang	Precious Metal	440.385
7	71	Curt Brown	FB 11 Sea Fury	Sawbones	426.049
8	11	Brent Hisey	P-51D Mustang	Miss America	389.878
9	114	Korey Wells	MK 11 Sea Fury	Argonaut	382.360
10	924	Dennis Sanders	TMK 20 Sea Fury		373.111
11	47	John Bagley	P-51D Mustang	Ole Yeller	365.791
12	44	Brant Seghetti	P-51D Mustang	Sparky	361.875
13	12	Dave Morss	P-51D Mustang	The Rebel	324.193
DNQ	7	Matt Jackson	P-51D Mustang	Strega	

2013 Unlimited Heat 1B

Place	Race #	Pilot	AC Type	AC Name	Speed
1	71	Curt Brown	FB 11 Sea Fury	Sawbones	422.460
2	11	Brent Hisey	P-51D Mustang	Miss America	400.143
3	114	Korey Wells	MK 11 Sea Fury	Argonaut	369.488
4	924	Dennis Sanders	TMK 20 Sea Fury		360.013
5	12	Doug Matthews	P-51D Mustang	The Rebel	333.690
6	44	Brant Seghetti	P-51D Mustang	Sparky	315.735
DQ	47	John Bagley	P-51D Mustang	Ole Yeller	
DQ	7	Matt Jackson	P-51D Mustang	Strega	

2013 Unlimited Heat 1A

Place	Race #	Pilot	AC Type	AC Name	Speed
1	5	Steven Hinton	F-51D Mustang	Voodoo	487.323
2	86	Sherman Smoot	Yak 11/R-2800	Czech Mate	462.324
3	77	Stewart Dawson	F8F-2 Bearcat	Rare Bear	451.108
4	38	Thom Richard	P-51XR Mustang	Precious Metal	444.238
5	8	Brian Sanders	TMK 20 Sea Fury	Dreadnought	430.437
6	71	Curt Brown	FB 11 Sea Fury	Sawbones	420.503
DNF	232	Robert "Hoot" Gibson	FB 11 Sea Fury	232	

2013 Unlimited Heat 2B

Place	Race #	Pilot	AC Type	AC Name	Speed
1	7	Matt Jackson	P-51D Mustang	Strega	433.670
2	114	Korey Wells	MK 11 Sea Fury	Argonaut	369.250
3	924	Dennis Sanders	TMK 20 Sea Fury		369.087
4	47	John Bagley	P-51D Mustang	Ole Yeller	355.282
5	44	Brant Seghetti	P-51D Mustang	Sparky	321.158
6	12	Doug Matthews	P-51D Mustang	The Rebel	319.859
DQ	11	Brent Hisey	P-51D Mustang	Miss America	

2013 Unlimited Silver

Place	Race #	Pilot	AC Type	AC Name	Speed
Bump	11	Brent Hisey	P-51D Mustang	Miss America	398.944
1	924	Dennis Sanders	TMK 20 Sea Fury		388.923
2	47	John Bagley	P-51D Mustang	Ole Yeller	350.950
3	12	Doug Matthews	P-51D Mustang	The Rebel	336.017
4	44	Brant Seghetti	P-51D Mustang	Sparky	335.715

2013 Unlimited Gold

Place	Race #	Pilot	AC Type	AC Name	Speed
1	5	Steven Hinton	F-51D Mustang	Voodoo	482.074
2	7	Matt Jackson	P-51D Mustang	Strega	474.926
3	86	Sherman Smoot	Yak 11/R-2800	Czech Mate	455.770
4	77	Stewart Dawson	F8F-2 Bearcat	Rare Bear	451.342
5	38	Thom Richard	P-51XR Mustang	Precious Metal	434.682
6	8	Brian Sanders	TMK 20 Sea Fury	Dreadnought	423.700
7	71	Curt Brown	FB 11 Sea Fury	Sawbones	407.140
8	114	Korey Wells	MK 11 Sea Fury	Argonaut	376.190
9	11	Brent Hisey	P-51D Mustang	Miss America	372.949
